


Red Light Therapy

The FULL BODY Tower by Clearlight®



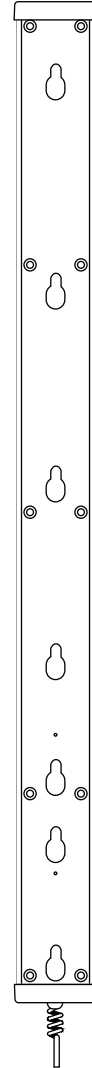
Front View



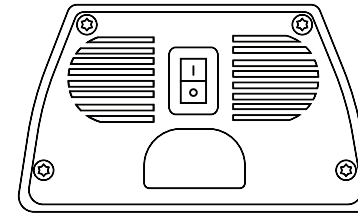
Side View



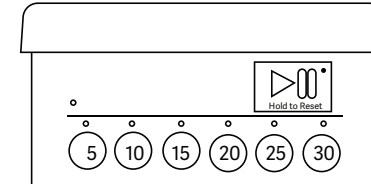
Back View



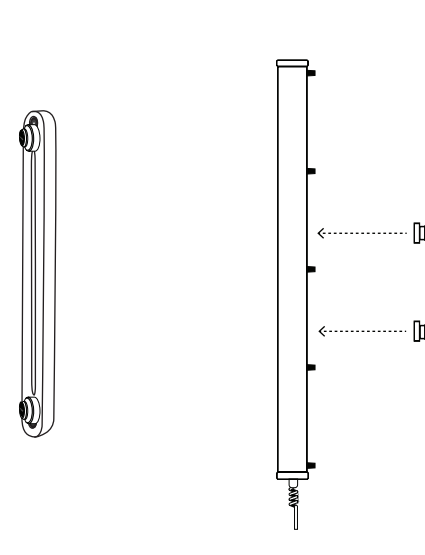
Top View Power Button



Control Panel



Fixed Wall Mount Included



Specifications

Unit

Width: 5"
Depth: 4"
Height: 59"
Tower Weight: 23 lbs

Fixed Wall Mount

Width: 13"
Depth: 2 1/4"
Height: 5/8"
Stand Weight: 15 oz

Total Weight

25 lbs (Fixed wall mount and unit)

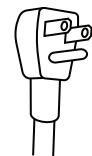
Technical Information

Irradiance: Approximate
55-110 mw/cm² @ 4"
Power: 100-240v AC,
50-60hz, 320W

Warranty

5 - year Residential
and Commercial

FDA Registered



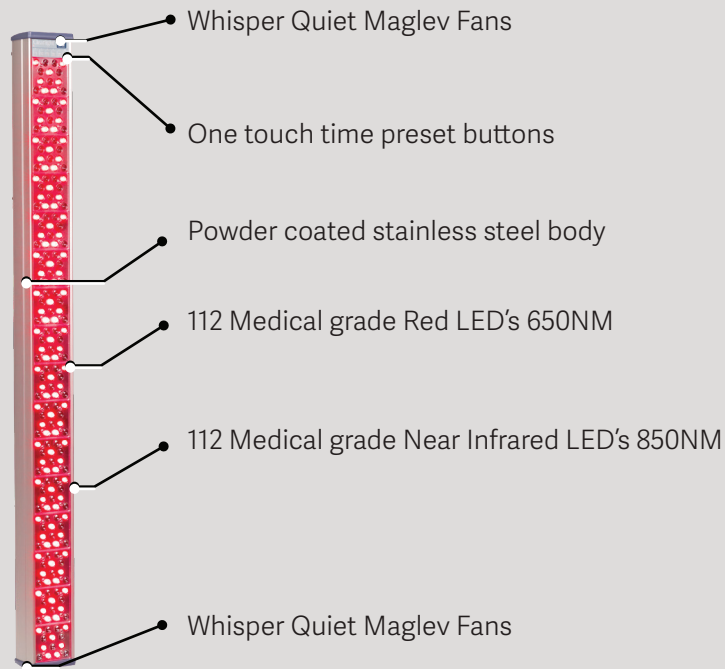
Plugs into standard 120v /
15amp Wall Outlet. Electrical
circuit required NEMA 5-15p

Signature Craftsmanship

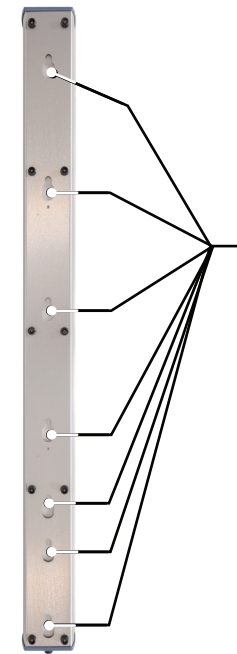
Red Light Therapy | The FULL BODY Tower

by Clearlight®

Front View



Back View



Mounting ports for adjustable height

Warranty: 5-year Residential and Commercial
Made in the USA

Red Light Fixture Compatibility

PERSONAL, CORE and FULL BODY	Personal Stand	Floor Stand	Mini Fixed Wall Mount	Regular Fixed Wall Mount	Adjustable Wall Mount	Adjustable Door Mount
The Personal Tower	X		X			
The Core Tower		X		X	X	X
The Full Body Tower		X		X	X	X