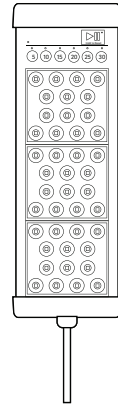


Red Light Therapy

The PERSONAL Tower by Clearlight®



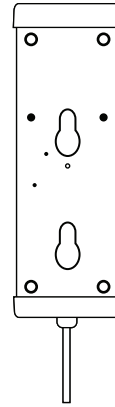
Front View



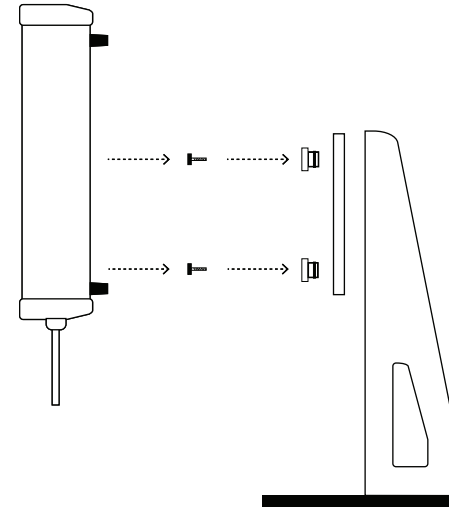
Side View



Back View



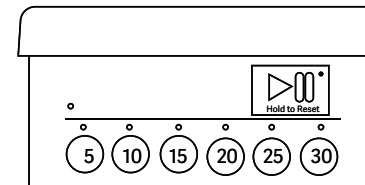
Mounting



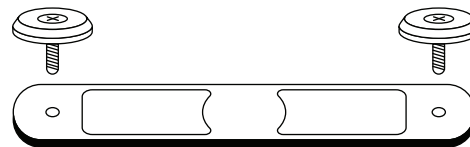
Mounting plate




Control Panel



Hardware



Top View
Power Button



Specifications

Unit

Width: 5"
Depth: 3 1/2"
Height: 13 3/8"
Tower Weight: 6 lbs

Stand

Width: 5 3/4"
Depth: 9"
Height: 12 1/4"
Stand Weight: 2 lbs

Full Height

16 1/2" (Stand and unit)

Total Weight

8 lbs (stand and unit)

Technical Information

Irradiance: Approximate
55-110 mw/cm² @ 4"
Power: 100-240v AC,
50-60hz, 60W

Warranty

5 - year Residential
and Commercial

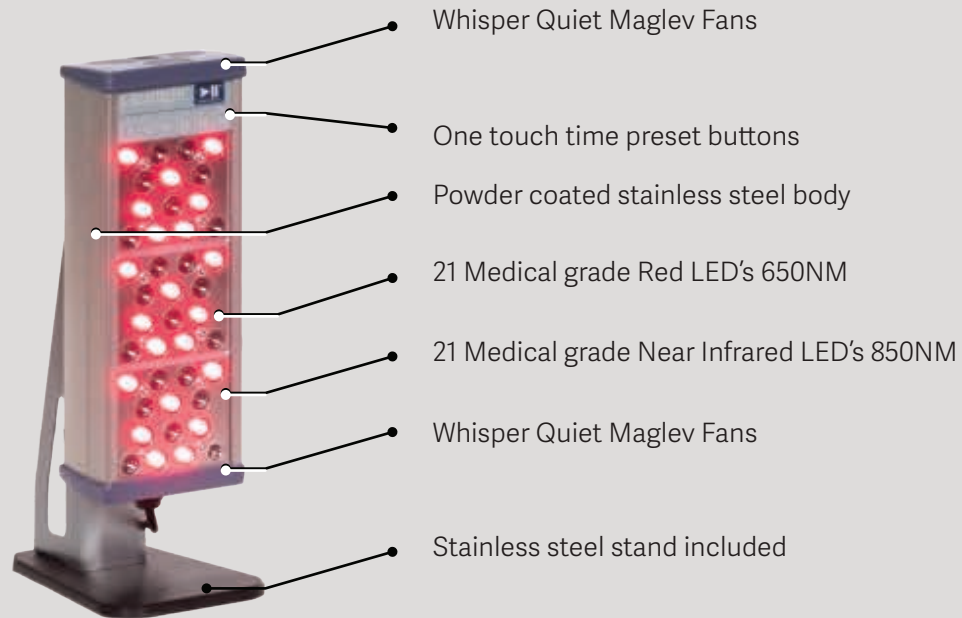
FDA registered

Signature Craftsmanship


Red Light Therapy | The PERSONAL Tower

by Clearlight®

Front View



Back View



Red Light Fixture Compatibility

PERSONAL, CORE and FULL BODY	Personal Stand	Floor Stand	Mini Fixed Wall Mount	Regular Fixed Wall Mount	Adjustable Wall Mount	Adjustable Door Mount
The Personal Tower	X		X			
The Core Tower		X		X	X	X
The Full Body Tower		X		X	X	X